



# DELTA Technical Memorandum

---

## Reduction of radiated power on iPhone 4S with RadiCover Anti-radiation SmartPhone Cover applied

### Performed for RadiCover

Project no.: T208254 Rev. A

Page 1 of 14

29 October 2014

#### DELTA

Venlighedsvej 4

2970 Hørsholm

Denmark

Tel. +45 72 19 40 00

Fax +45 72 19 40 01

[www.delta.dk](http://www.delta.dk)

VAT No. 12275110

**Title** Reduction of radiated power on iPhone 4S RadiCover  
Anti-radiation SmartPhone Cover applied

**Project no.** T208254 Rev. A

**Date of investigation** 23 may 2014

**Client** RadiCover ApS

**Contact person** Enrico Kaarsberg  
RadiCover  
Mobil: +45 2255 1280  
E-mail: [eka@radicover.dk](mailto:eka@radicover.dk)

**DELTA personnel** Rasmus Brun Behnke, Specialist EMC & Wireless

**Date** 29 October 2014

**Project manager** 

---

Rasmus Brun Behnke  
Specialist, EMC & Wireless  
DELTA


<b>Table of contents</b>		<b>Page</b>
<b>1.</b>	<b>Conclusion</b>	<b>4</b>
<b>2.</b>	<b>Introduction</b>	<b>5</b>
<b>3.</b>	<b>Test results</b>	<b>6</b>
3.1	Reference	7
3.2	RadiCover Anti-radiation SmartPhone Cover	11

## 1. Conclusion

Damping of radiated electromagnetic power was measured with the StarWorld cover applied to the iPhone 4S. The product did attenuate field strength with 91 %.

## 2. Introduction

RadiCover sells and market products for damping electromagnetic radiation from handheld devices, in order to reduce human exposure of electromagnetic field. In that context they contacted DELTA, to make measurements on the damping of radiated electromagnetic field of their RadiCover Anti-radiation SmartPhone Cover applied. The measurements have been done as free field measurements with the cell phone forced to maximum transmission power.



**Fig. 2.1 RadiCover Anti-radiation SmartPhone Cover.**

### 3. Test results

Measurements were done as far field measurements and over the entire sphere around the phone. During measurement a call from a communication tester was established and the cell phone was controlled by the communication tester and output power of the cell phone was set to maximum.

First a reference measurement was done on an iPhone 4S with no protective cover. Afterwards the measurement was repeated with the same iPhone 4S with StarWorld cover applied and the phone mounted in the same position. By comparing the results of these two measurements one can state an attenuation of the radiated field.

The scale used in the enclosed plots is all in dBm EIRP. To calculate the attenuation of the radiation in percentage, units should first be converted to a linear unit (e.g. Watt).

Radiated power was integrated over the hemisphere in front and on back side of the phone and the entire sphere containing the phone.

	Reference [mW]	StarWorld [mW]	Attenuation [%]
Total radiated power	170	15.7	91
Front hemisphere	85	7.54	91
Rare side hemisphere	86	8.16	90

For reference Fig. 3.1 gives the coordinate system used in the DELTA antenna facility. Positive Y direction is in front of the phone, positive Z direction is towards the top of the phone, and positive X direction is to the left of the phone (the side with the volume control).

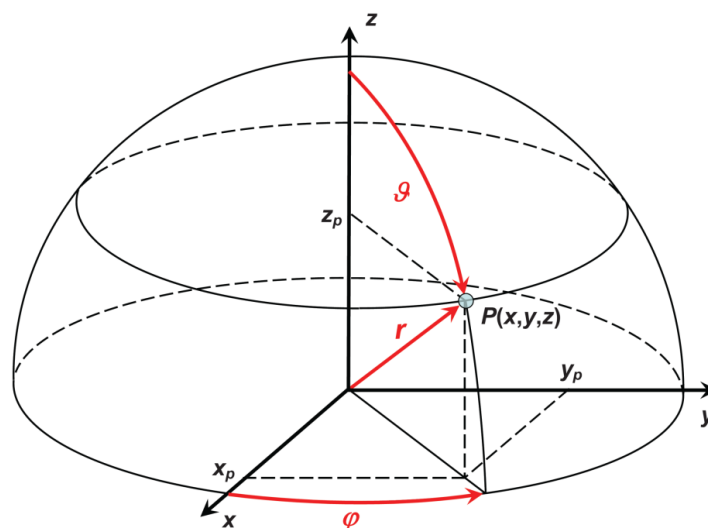


Fig. 3.1 Spherical coordinate system

3.1 Reference



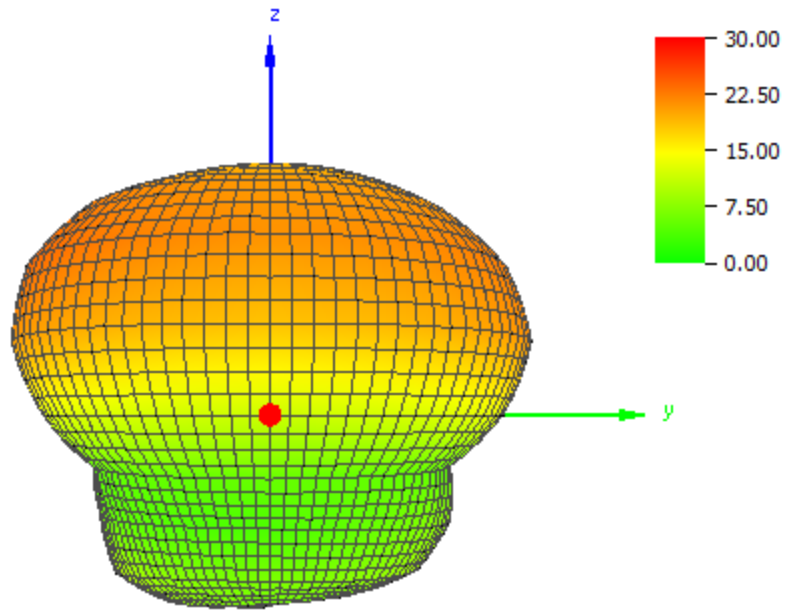
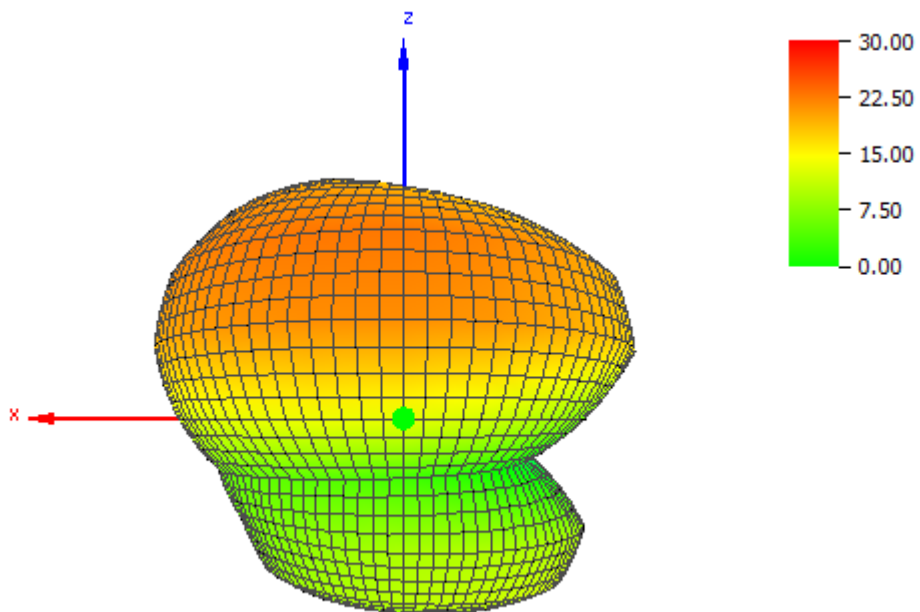


Fig. 3.2 Test setup for reference measurement on iPhone 4S.

**Theta = 90, Phi = 0**

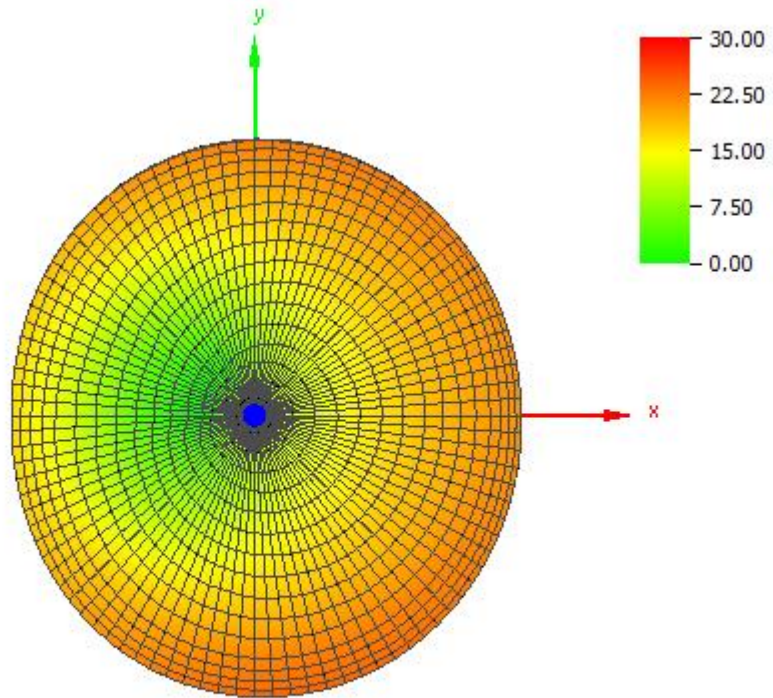


**Theta = 90, Phi = 90**

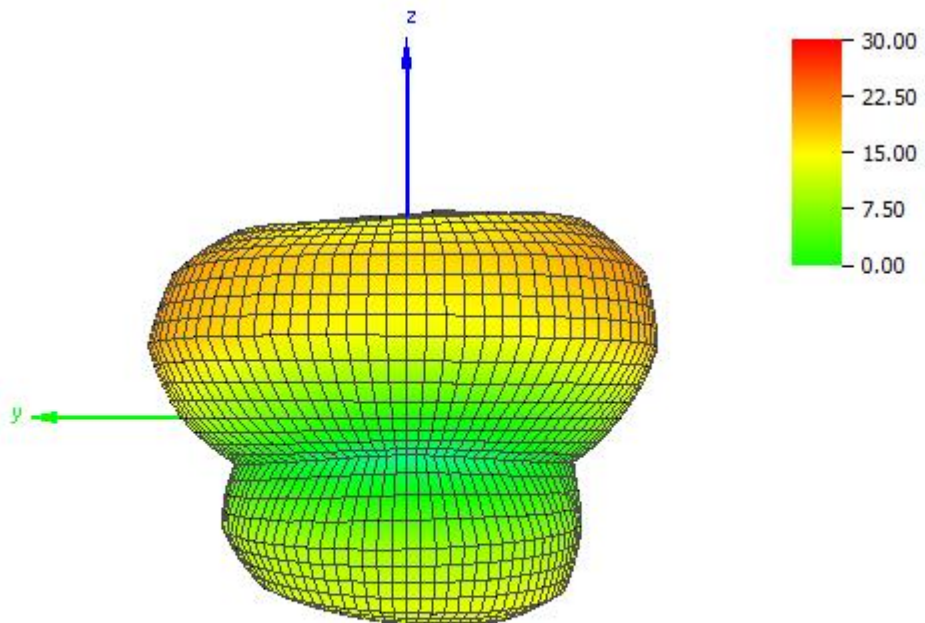




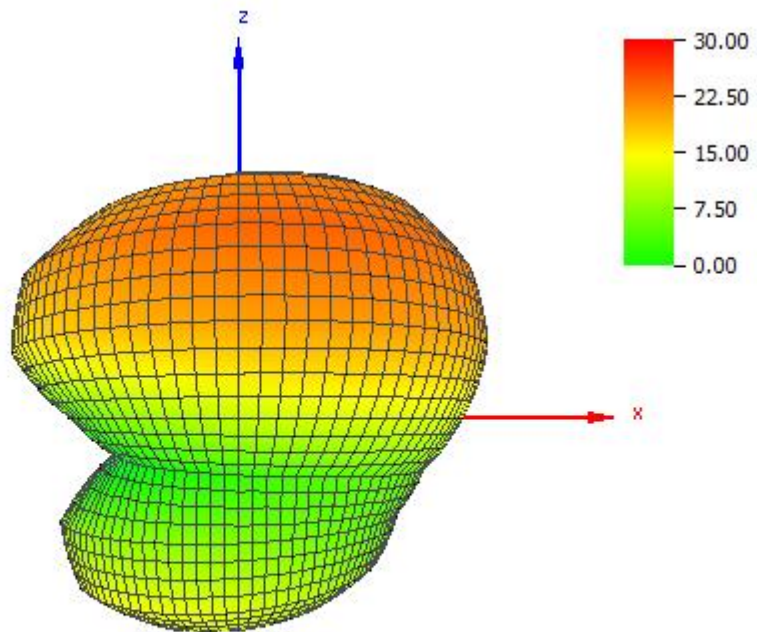
**Theta = 0, Phi = 0**



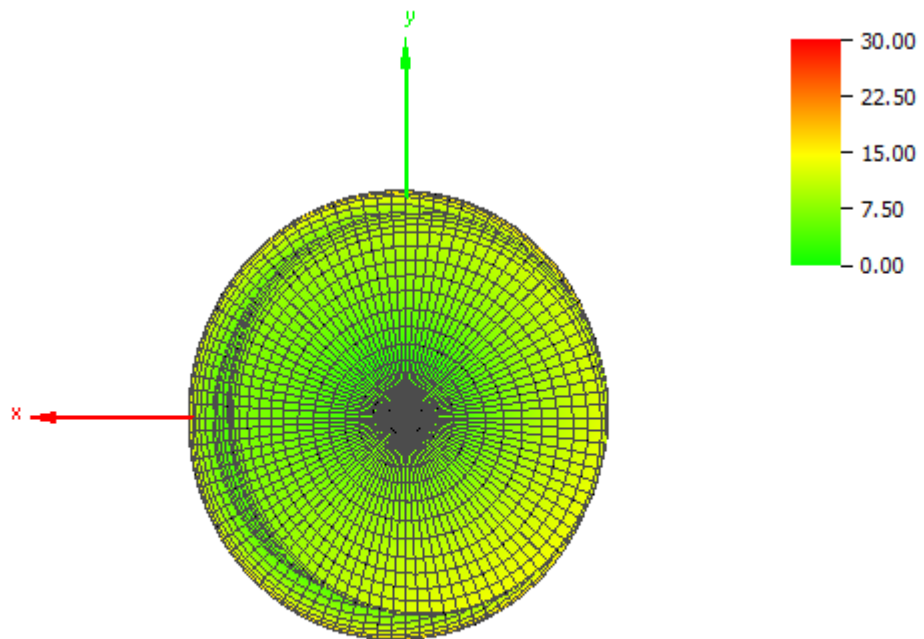
**Theta = 90, Phi = 180**




**Theta = 90, Phi = 270**



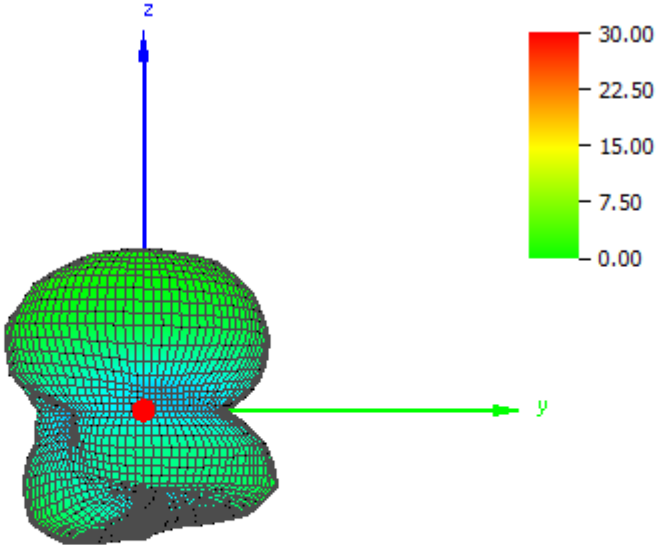
**Theta = 180, Phi = 0**



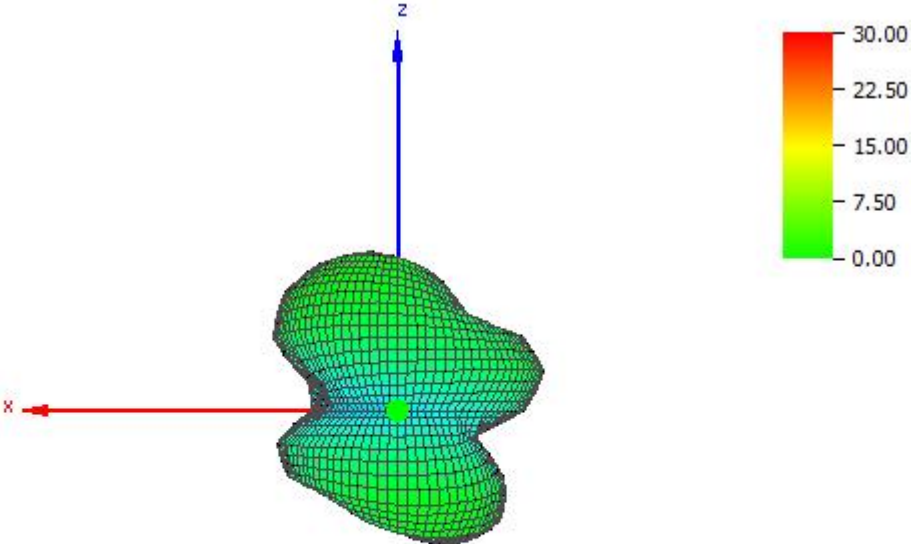
### 3.2 RadiCover Anti-radiation SmartPhone Cover



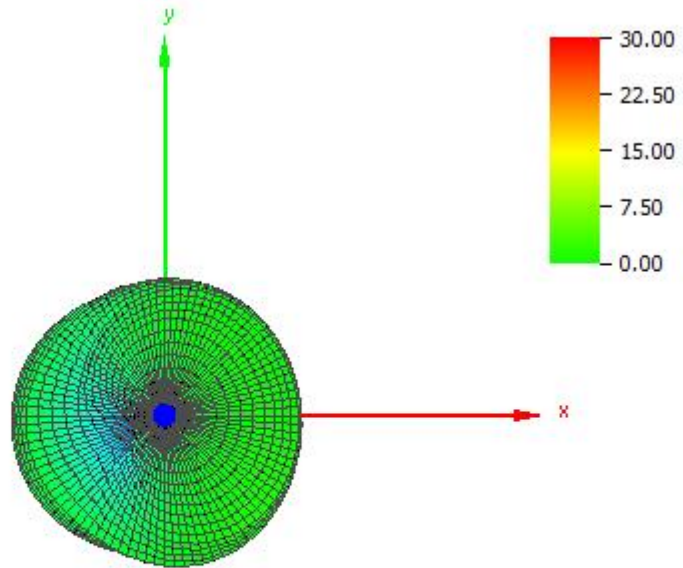
Theta = 90, Phi = 0



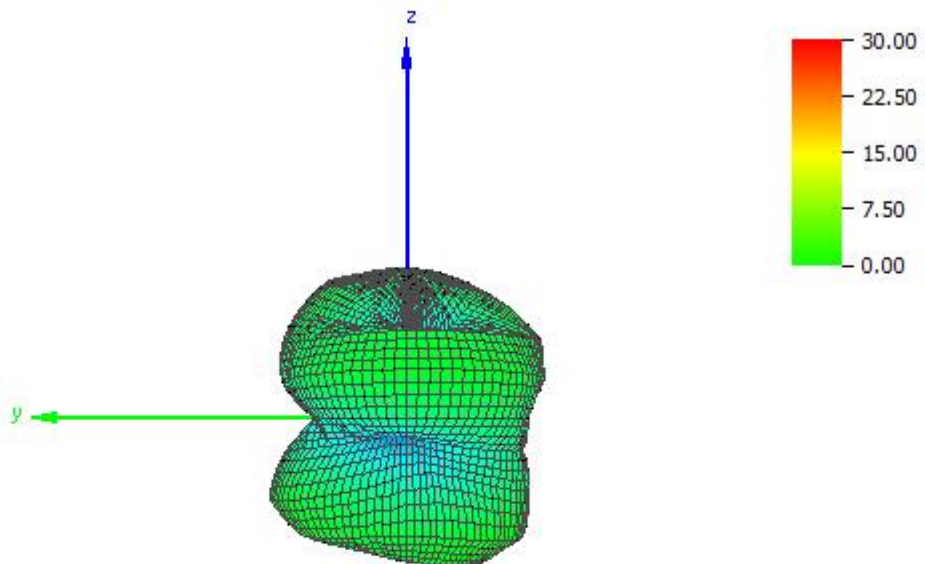
Theta = 90, Phi = 90



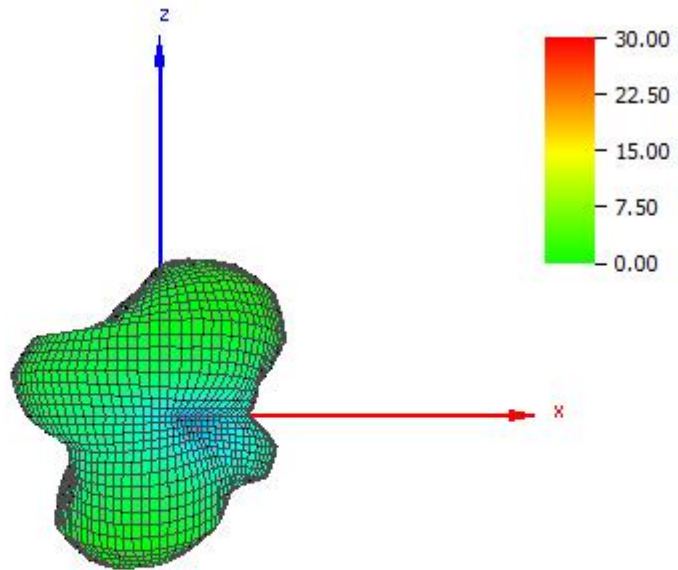
**Theta = 0, Phi = 0**



**Theta = 90, Phi = 180**



**Theta = 90, Phi = 270**



**Theta = 180, Phi = 0**

